



Location: CMA5b - Pedestrian Plaza

Report on 24-hour TSP monitoring for EP-376/2009

Action Level - 209.9 µg/m³

Limit Level - 260 µg/m³

Date	Sampling Time	Weather Condition	Filter paper no.	Filter Weight, g		Elapse Time, hr		Sampling Time, hr	Flow Rate, m ³ /min			Total Volume, m ³	TSP Level, µg/m ³
				Initial	Final	Initial	Final		Initial, Q _{si}	Final, Q _{sf}	Average		
29-Feb-16	8:00	Fine	014703	2.8193	2.9856	6233.08	6257.08	24.00	0.77	0.78	0.78	1117	148.8
5-Mar-16	8:00	Cloudy	014787	2.8259	2.9839	6260.08	6284.08	24.00	0.77	0.76	0.76	1100	143.6
11-Mar-16	8:00	Cloudy	013949	2.8108	2.9202	6287.08	6311.08	24.00	0.86	0.85	0.85	1227	89.2
17-Mar-16	8:00	Cloudy	014934	2.7956	2.8979	6314.09	6338.09	24.00	0.81	0.77	0.79	1131	90.4
23-Mar-16	8:00	Rainy	014899	2.8310	2.9189	6341.09	6365.09	24.00	0.75	0.76	0.76	1090	80.6

Report on 1-hour TSP monitoring for EP-376/2009

Action Level - 339.7 µg/m³

Limit Level - 500 µg/m³

Date	Sampling Time	Weather Condition	Filter paper no.	Filter Weight, g		Elapse Time, hr		Sampling Time, hr	Flow Rate, m ³ /min			Total Volume, m ³	TSP Level, µg/m ³
				Initial	Final	Initial	Final		Initial, Q _{si}	Final, Q _{sf}	Average		
1-Mar-16	8:26	Fine	014711	2.8170	2.8272	6257.08	6258.08	1.00	0.85	0.85	0.85	51	200.9
1-Mar-16	10:05	Fine	014706	2.8158	2.8261	6258.08	6259.08	1.00	0.78	0.78	0.78	47	220.5
1-Mar-16	13:00	Fine	014809	2.8201	2.8311	6259.08	6260.08	1.00	0.78	0.78	0.78	47	235.5
7-Mar-16	8:38	Cloudy	014792	2.8248	2.8310	6284.08	6285.08	1.00	0.77	0.77	0.77	46	134.9
7-Mar-16	9:54	Cloudy	013946	2.8169	2.8240	6285.08	6286.08	1.00	0.77	0.77	0.77	46	154.5
7-Mar-16	13:00	Cloudy	013963	2.8261	2.8365	6286.08	6287.08	1.00	0.90	0.90	0.90	54	192.6
12-Mar-16	8:44	Cloudy	014782	2.8289	2.8375	6311.09	6312.09	1.00	0.78	0.85	0.81	49	176.1
12-Mar-16	10:13	Cloudy	014777	2.8409	2.8462	6312.09	6313.09	1.00	0.78	0.78	0.78	47	113.2
12-Mar-16	13:00	Cloudy	014955	2.7887	2.7960	6313.09	6314.09	1.00	0.78	0.78	0.78	47	156.0
18-Mar-16	8:44	Cloudy	014995	2.7998	2.8112	6338.09	6339.09	1.00	0.80	0.83	0.82	49	233.0
18-Mar-16	10:13	Cloudy	014991	2.8117	2.8212	6339.09	6340.09	1.00	0.90	0.90	0.90	54	176.1
18-Mar-16	13:00	Cloudy	014925	2.8070	2.8137	6340.09	6341.09	1.00	0.77	0.77	0.77	46	145.9
24-Mar-16	9:00	Rainy	014896	2.8492	2.8524	6365.09	6366.09	1.00	0.76	0.76	0.76	46	69.9
24-Mar-16	10:16	Rainy	014892	2.8250	2.8278	6366.09	6367.09	1.00	0.76	0.76	0.76	46	61.1
24-Mar-16	13:00	Rainy	014888	2.8228	2.8257	6367.09	6368.09	1.00	0.76	0.76	0.76	46	63.3



Location: CMA6a - WDII PRE Office

Report on 24-hour TSP monitoring for EP-376/2009

Action Level - 207.1 µg/m³

Limit Level - 260 µg/m³

Date	Sampling Time	Weather Condition	Filter paper no.	Filter Weight, g		Elapse Time, hr		Sampling Time, hr	Flow Rate, m ³ /min			Total Volume, m ³	TSP Level, µg/m ³
				Initial	Final	Initial	Final		Initial, Q _{si}	Final, Q _{sf}	Average		
29-Feb-16	8:00	Fine	014752	2.8205	3.0398	21324.25	21348.25	24.00	1.24	1.24	1.24	1788	122.6
5-Mar-16	8:00	Cloudy	014799	2.8096	3.0200	21351.26	21375.26	24.00	1.23	1.23	1.23	1772	118.7
12-Mar-16	14:10	Cloudy	014944	2.7866	2.8736	21381.26	21405.26	24.00	1.25	1.24	1.24	1790	48.6
18-Mar-16	14:10	Cloudy	013922	2.8084	2.9039	21432.26	21456.26	24.00	1.24	1.23	1.24	1779	53.7
24-Mar-16	14:27	Rainy	014886	2.8350	2.9437	80.43	104.43	24.00	1.17	1.18	1.17	1692	64.3

Remarks: Due to interruption of electricity, the 24hr TSP monitoring was rescheduled from 11, 17 and 23 March 2016 to 12, 18 and 24 March 2016 respectively.

Report on 1-hour TSP monitoring for EP-376/2009

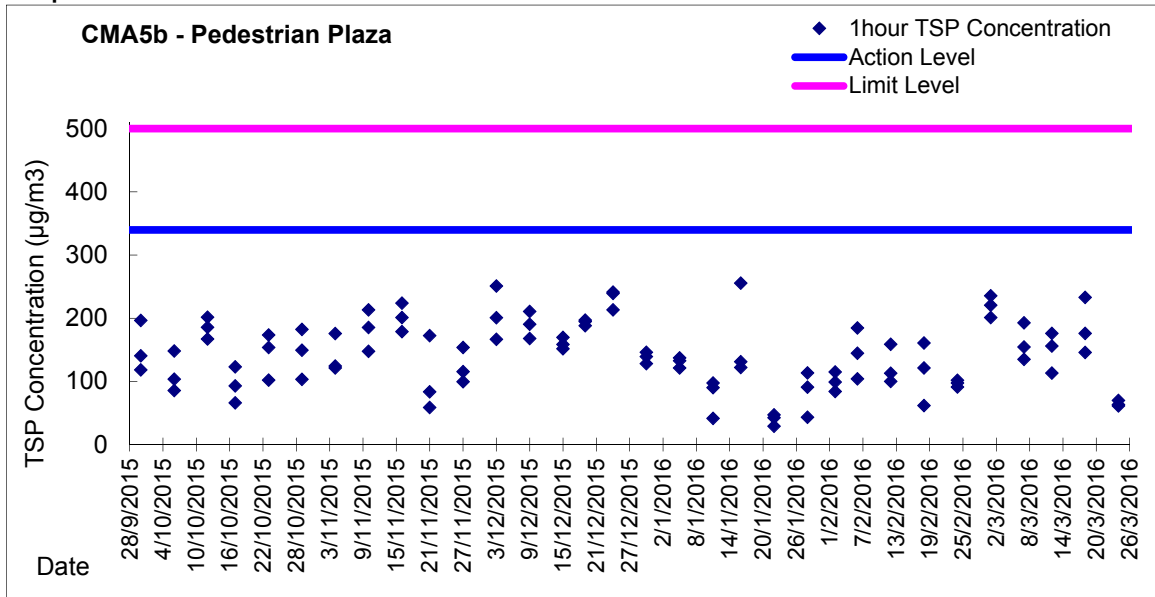
Action Level - 333 µg/m³

Limit Level - 500 µg/m³

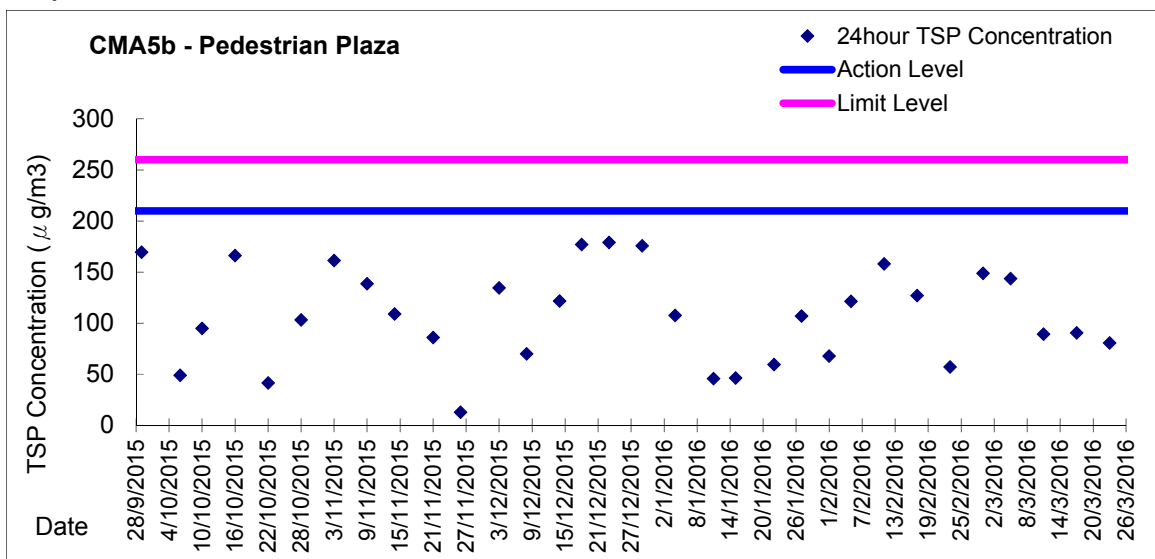
Date	Sampling Time	Weather Condition	Filter paper no.	Filter Weight, g		Elapse Time, hr		Sampling Time, hr	Flow Rate, m ³ /min			Total Volume, m ³	TSP Level, µg/m ³
				Initial	Final	Initial	Final		Initial, Q _{si}	Final, Q _{sf}	Average		
1-Mar-16	8:15	Fine	014714	2.8280	2.8437	21348.25	21349.25	1.00	1.24	1.24	1.24	75	210.4
1-Mar-16	9:45	Fine	014805	2.8192	2.8311	21349.26	21350.26	1.00	1.24	1.24	1.24	75	159.4
1-Mar-16	13:00	Fine	014802	2.8257	2.8372	21350.26	21351.26	1.00	1.24	1.24	1.24	75	154.1
7-Mar-16	8:30	Cloudy	013961	2.8308	2.8385	21375.26	21376.26	1.00	1.23	1.23	1.23	74	104.1
7-Mar-16	9:40	Cloudy	013958	2.8132	2.8238	21376.26	21377.26	1.00	1.29	1.29	1.29	78	136.5
7-Mar-16	17:00	Cloudy	013952	2.8271	2.8355	21377.26	21378.26	1.00	1.23	1.23	1.23	74	113.6
12-Mar-16	8:30	Cloudy	014796	2.8242	2.8285	21378.26	21379.26	1.00	1.31	1.31	1.31	78	54.8
12-Mar-16	10:00	Cloudy	014953	2.7715	2.7781	21379.26	21380.26	1.00	1.31	1.31	1.31	78	84.1
12-Mar-16	13:00	Cloudy	014949	2.7729	2.7805	21380.26	21381.26	1.00	1.25	1.25	1.25	75	101.7
18-Mar-16	8:30	Cloudy	014943	2.7762	2.7859	21429.26	21430.26	1.00	1.26	1.26	1.26	76	128.1
18-Mar-16	10:00	Cloudy	014940	2.7892	2.7988	21430.26	21431.26	1.00	1.23	1.23	1.23	74	129.9
18-Mar-16	13:00	Cloudy	014916	2.7866	2.8077	21431.26	21432.26	1.00	1.23	1.23	1.23	74	285.5
24-Mar-16	8:30	Rainy	014902	2.8103	2.8235	21456.28	21457.28	1.00	1.37	1.37	1.37	82	160.7
24-Mar-16	10:00	Rainy	014874	2.8260	2.8325	21457.28	21458.28	1.00	1.37	1.37	1.37	82	79.2
24-Mar-16	13:00	Rainy	014884	2.8338	2.8383	21458.28	21459.28	1.00	1.37	1.37	1.37	82	54.8



Graphic Presentation of 1 hour TSP Result for EP-376/2009

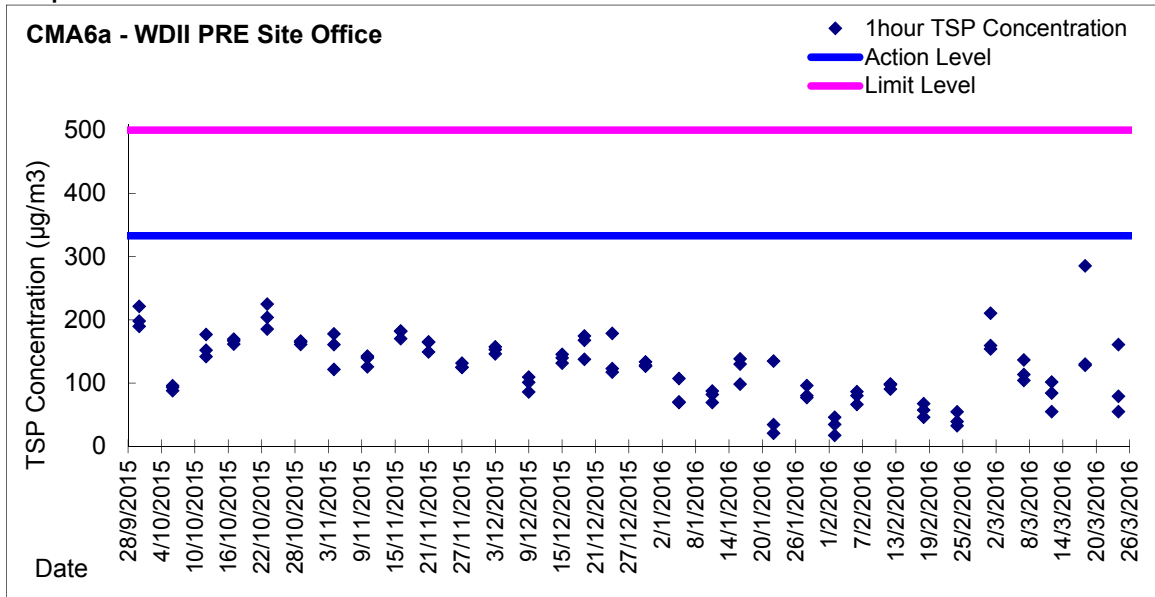


Graphic Presentation of 24 hour TSP Result for EP-376/2009





Graphic Presentation of 1 hour TSP Result for EP-376/2009



Graphic Presentation of 24 hour TSP Result for EP-376/2009

